

# Family Heritage Activity Pack

## Biodiversity – Nature & Wildlife



A selection of fun heritage activities for all the family, sourced on line by the Heritage Office, Roscommon County Council


[heritage@roscommoncoco.ie](mailto:heritage@roscommoncoco.ie)



Comhairle Contae  
Ros Comáin  
Roscommon  
County Council



**Oidhreacht Ros Comáin**  
Roscommon Heritage




# What's in the Grass?



Follow the directions to help the bugs hide in the grass.

- 1) First, ✂ cut along the dotted lines.
- 2) Then, fold up along the solid line to make blades of grass.
- 3) Color the blades of grass green.




# The Colors of a Rainbow

Name \_\_\_\_\_

Date \_\_\_\_\_

Color the rainbow. Then answer the question.



How many colors does a rainbow have? \_\_\_\_\_



Learn  
something  
new!

Robins are very  
charitable birds,  
sometimes  
feeding the chicks  
of other species.



## MAKE YOUR OWN BIRD FEEDER

Help out our feathered friends by making them a colourful homemade bird feeder that they can perch on while having a tasty, nutritious snack.

\* Note: Where you see this symbol \* it means an adult may need to help with these parts (cutting and punching holes).



### STEP 1

Gather your materials

- Fresh seeds or bird mix
- Peanuts
- Dried fruit such as raisins or sultanas
- Mixing bowl
- Scissors
- A piece of string
- 1L milk or juice carton
- Pencil or chopstick
- Paint, paper, glue to decorate your bird feeder

### STEP 2

\*Cut windows out of two opposite sides of the milk carton, leaving about 5 cm at the bottom of the carton for the birdseed.



### STEP 3

\*Punch a hole through both of the other sides of the carton near the top. Thread the string through one of the holes.

### STEP 4

Thread the string through the other hole on the opposite side and then tie a knot to secure it.



Learn  
something  
new!

Blackbirds love to sunbathe by sitting on the ground and spreading out their wings.



## MAKE YOUR OWN BIRD FEEDER



### STEP 5

\*Make a hole just below both of the windows. Push a pencil or chopstick through the holes to make a perch for the birds to sit on as they eat.

### STEP 6:

(Optional)

\*Cut out triangle-shaped wings from each side (if you want to design it to look like a bird).



### STEP 7:

Colour will attract birds so now it's time to decorate!

Paint your bird feeder. Then cut shapes out of paper to make eyes, feet or any other decorations you like. Glue them on.

Fill your colourful feeder with birdseed, nuts or dried fruit.




### STEP 8

Hang your bird feeder outside on a tree branch and wait for your feathery friends to come by and say hello!





# Irish Bird Hunt



My name is: .....

I am ..... years old

My favourite thing to do outside is: .....

Get outside and see which of these beautiful birds you can find.

You may find more of some birds than other ones. Count how many you can spot.



Robin

Spideog

☐


Great Tit

Tit Iontach

☐


Blue Tit

Tit Gorm

☐


Swallow

Fáinleog

☐


Crow

Beanna

☐


Magpie

Sneag Breac

☐


Wren

Dreoilín

☐


Chaffinch

Rí Rua

☐


Pigeon

Colm

☐


Bullfinch

Corcrán Coille

☐


Seagull

Faoileán

☐

Why not look up this beautiful short poem?

"And that moment when the bird  
sings very close

To the music of what happens."

Seamus Heaney - Song



#JohnnyMagory



# Irish Wildflower Hunt

My name is: .....

I am ..... years old

My favourite thing to do outside is:  
.....



Get outside and see which of these beautiful wildflowers you can find.  
Try not to pick them, the bees really need them more than we do.



Cuckooflower

Léine Mhuire

☐

Daisy

Nóinín

☐

Bog Cotton

Ceannbhan

☐

Foxglove

Lus Mór

☐

Dandelion

Caisearbhan

☐

Buttercup

Fearbán

☐

Horse Clover

Seamair

Chapall

☐

Cowslip

Duillín bó

☐

White Clover

Seamair Bhán

☐

Primrose

Sabhaircín

☐

Forget-me-Not

Lus Míonla

☐

Always  
Remember...

"We don't stop playing because  
we grow old; we grow  
old because we stop playing."

George Bernard Shaw



#JohnnyMagory



# Irish Common Tree Hunt

My name is: .....

I am ..... years old

My favourite thing to do outside is: .....



Get outside and see which of these beautiful common trees you can spot (and maybe climb?).

They may not have their beautiful nuts on them yet but keep a watch in Autumn. Remember, most of these nuts are for the squirrels only so don't eat them!



Oak  
Dair

☐

Acorn  
Dearcán

☐

Horse Chestnut  
Crann Cnó  
Capaill

☐

Conker  
Cluiche  
Cnónna Capaill

☐

Sycamore  
Seiceamar

☐

Helicopter  
Héileacaptar

☐

Beech  
Feá

☐

Beech Nut  
Cnó Feá

☐

Ash  
Fuinseoige

☐

Scots Pine  
Péine Albanach

☐

Hazel  
Coll

☐

"When anyone asks me about the Irish character, I say look at the trees. Maimed, stark and misshapen, but ferociously tenacious"  
Edna O'Brien



#JohnnyMagory

## Irish Mini-Beast Hunt

My name is: .....

I am ..... years old

My favourite thing to do outside is:  
.....



Get outside and see which of these weird and wonderful Mini-Beasts you can find. Remember, look don't touch and leave these little guys to go about their business!



Butterfly  
Féileacán

☐

Spider  
Damhán alla

☐

Worm  
Péiste

☐

Caterpillar  
Bolb

☐

Ladybird  
Bó Bó

☐

Dragonfly  
Snáthaid Mhór

☐

Ant  
Seangán

☐

Bee  
Beach

☐

Wasp  
Foiche

☐

Snail  
Seilide

☐

Beetle  
Ciaróg

☐

Always  
Remember -

"Bee yourself.  
Everyone else is taken."  
Oscar Wilde



#JohnnyMagory



# Nature Hunt



Sycamore ☐



Feather ☐



Horse Chestnut ☐



Oak ☐



Beech ☐



Blackberry ☐  
Raspberry ☐

Image result for blackberry leaf



Love-Heart Stone ☐



Bird tracks ☐



Hazel nut ☐



#JohnnyMagory



# Exploring Irish Animals

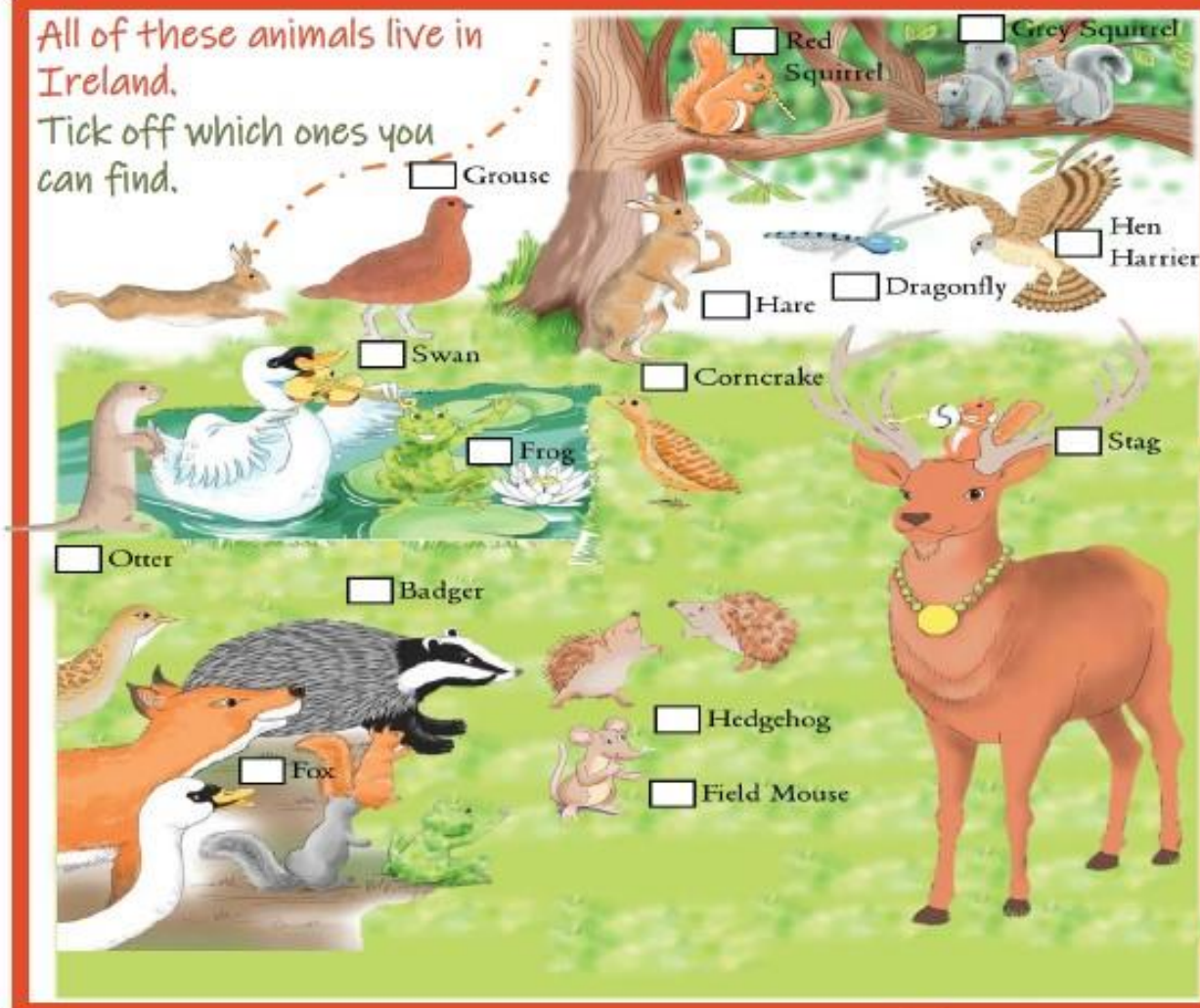


## Explorer Essentials

Wellies, Hat  
Bag-pack, Notebook &  
Pencil, Water & Fruit  
Homemade Catapult

All of these animals live in Ireland.

Tick off which ones you can find.



#JohnnyMagory

# Outdoor Explorer Guide



**Explorer Essentials**  
Wellies, Hat  
Bag-pack, Notebook &  
Pencil, Water & Fruit  
Homemade Catapult

## Footprint Detective

Which of these tracks can you find outside?

Hedgehog

Dog

Bird

Deer

Duck

Fox

## Tree Detective

Which of these leaves, nuts and seeds can you find outside?

Oak

Horse Chestnut

Acorn

Conker

Helicopter

Sycamore

Beech

Beech Seed

Little Explorer

## Delicious Food From Hedges

Blackberry

Raspberry

Sloe


Hazelnut



#JohnnyMagory



# Colouring In



Hedgehog

-----  
Gráinneog



Barn Owl

-----  
Scréachóg Reilige



Heron

-----  
Corr Réisc



Fox

-----  
Sionnach



#JohnnyMagory



# Junior Ranger Notebook

Activity 1



When you next visit a lake or river, find a quiet place to sit and spend 20 minutes watching and listening to everything around you. Record your experiences below.

Place: \_\_\_\_\_ Date: \_\_\_\_\_

Weather: ☐ Cold ☐ Sunny ☐ Windy ☐ Raining  
☐ Warm ☐ Cloudy ☐ Calm ☐ Dry

Listen carefully. Now write down two sounds that you hear.

1. \_\_\_\_\_ 2. \_\_\_\_\_

List any birds, insects or trees that you see.

1. \_\_\_\_\_ 2. \_\_\_\_\_

3. \_\_\_\_\_ 4. \_\_\_\_\_

5. \_\_\_\_\_ 6. \_\_\_\_\_

7. \_\_\_\_\_ 8. \_\_\_\_\_

Now make a sketch of the habitat and what you see around you.



Learn  
something  
new!

Bullfinches form  
strong lasting bonds  
with their partners  
and are often seen  
in pairs.



## MAKE YOUR OWN BIRD FEED BALLS

Help out garden birds nearby by making homemade bird feed balls that are full of nutrition to keep them healthy and active throughout the year.



### STEP 1

Gather your materials

- Fat – such as lard or coconut oil
- Fresh seeds – bird mix if you have it
- Crushed peanuts or peanut butter
- Raisins or apples
- Mixing bowl
- Scissors
- String (30cm)
- Yoghurt cartons (optional)
- Fridge

### STEP 2

Measure out one part fat to two parts food mix (fresh seeds, crushed peanuts or peanut butter, raisins or apples). You will need twice the amount of food mix as fat - see photo.



### STEP 3

Rub the fat between your fingers so that it becomes soft. The fat will help to stick the ingredients together. Place your food mix and fat together in a bowl and mix everything together using your hands.

### STEP 4

Gather 30 cm string and tie a large knot in the ends so that the string is now in a secure loop that will not open.





Learn  
something  
new!

Blue tits are very  
acrobatic and can  
hang upside down  
on branches.



## MAKE YOUR OWN BIRD FEED BALLS



### STEP 5

(Optional)

Place the knot end of the string in a clean, empty yoghurt container.

Take the bird feed mix you prepared in step 3 and mould it around the knot within the yogurt pot.

### STEP 6

(Optional)

Make sure the mix is fully moulded and compact around the knot within the yoghurt pot by patting with your hands.



### STEP 7

If you don't have a yoghurt pot, place the knot end of the string in your hand. Take the bird feed mix you prepared in step 3 (fat/feed mix) and mould it around the knot. Make sure the mix is fully moulded/compact around the knot by patting it with hands.

### STEP 8

Place your bird feed mix in the fridge overnight to allow it to set.

Next morning, find a nice tree branch outside to hang your bird feed on (remove yoghurt pot beforehand if you used a pot).

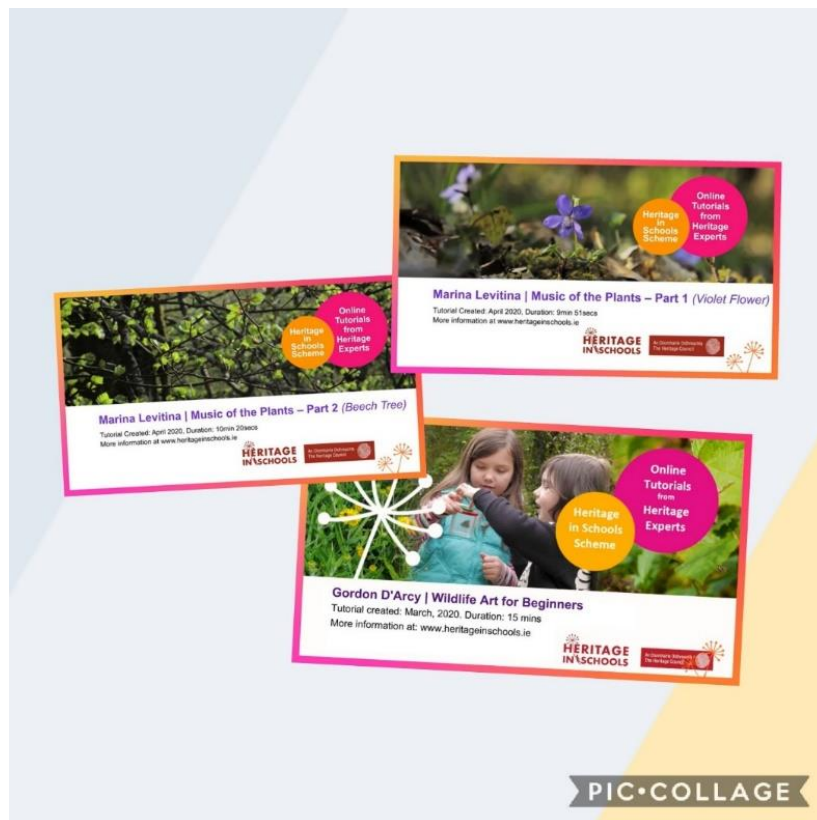
Now simply wait for your feathery garden bird friends to come by and have their tasty treat!



Photo credit: [www.rspb.co.uk](http://www.rspb.co.uk)



## Be a Nature Artist



Roscommon County Council is delighted to collaborate with The Heritage Council's Heritage in Schools Scheme and invite you learn how to draw some of our common birds (a wren, robin, seagull or duck) using simple shapes with Gordon D'Arcy. Learn about a violet flower or a beech tree, and how to draw them, with Marina Levitina. Find the online tutorials here:

<http://www.heritageinschools.ie/online-tutorials/wildlife-art-for-beginners>

or

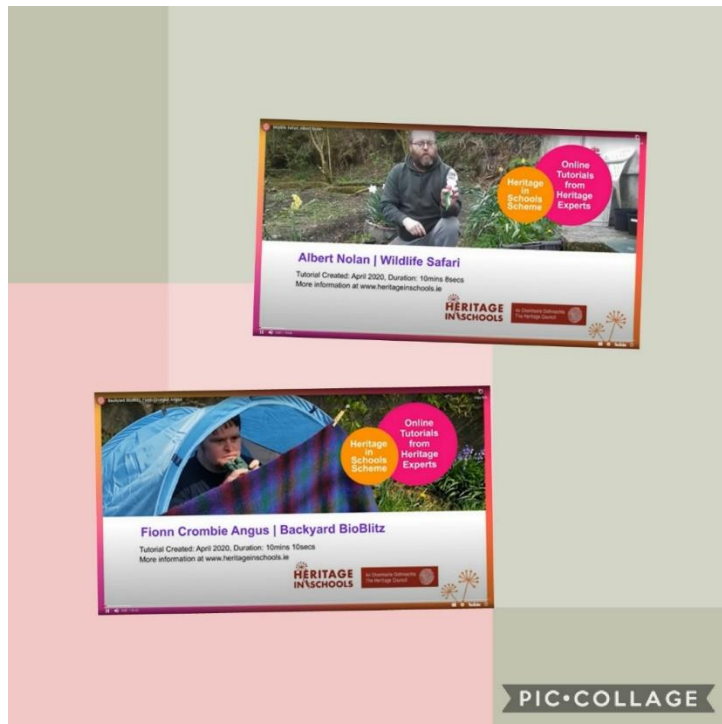
<http://www.heritageinschools.ie/online-tutorials/music-of-the-plants-part-1-violet-marina-levitina>

or

<http://www.heritageinschools.ie/online-tutorials/music-of-the-plants-part-2-beech-tree-marina-levitina>

If you share your artwork on social media - please tag: @heritageinschools, @theheritagecouncil @roscommonheritagenewsandinformation and use the hastags: #heritageinschools #roscommonheritage #loveyourheritage #inthistogogether

## Wild Child Nature Hunt



Roscommon County Council is delighted to collaborate with The Heritage Council's Heritage in Schools Scheme and invite you to go on a Wild Child Nature Hunt. Discover the beautiful wildflowers that can be found growing in your garden, woods and hedgerows. Follow the online tutorials. Look out for wildlife in your garden – identify five species and write down where you found them and how you identified them. Make a video max. 1 minute long. Find the online tutorials here:

<http://www.heritageinschools.ie/online-tutorials/backyard-biobitz-fionn-crombie-angus>

or

<http://www.heritageinschools.ie/online-tutorials/wildlife-safari-albert-nolan>

If you share your video on social media - please tag: @heritageinschools @theheritagecouncil @roscommonheritagenewsandinformation and use the hastags: #heritageinschools #roscommonheritage #loveyourheritage #inthistogether



# #BackyardBioblitz



## Activity Sheet

With an adult, take a look around you and make note of all of the different types of nature that you see. Be careful near water and try not to disturb any wildlife that you see.

If you need help identifying something, take a photo of it and send it to us on Instagram or Twitter. Tag @IrishEnvNet, on Twitter or @National.Biodiversity.Week on Instagram. Use the hashtag #BackyardBioblitz

### Trees



Can you find three different shapes of leaves? Draw them here or write down what shapes they are.

### Plants



Can you find a flower that smells nice? What colour is it? Do you know what it's called? Draw or describe your find. Be careful of stinging nettles and thistles!

### Birds and Animals



Find 2 birds. What colour are they? Are they big or small? Can you hear them singing? Wild animals can be hard to see. Can you find where one might live, or a path they might walk on?

### Insects



Look under rocks and stones for insects. Can they fly? How many legs do they have? Draw or describe them.

What was your favourite find? Write it down here or draw it on the back of this sheet.