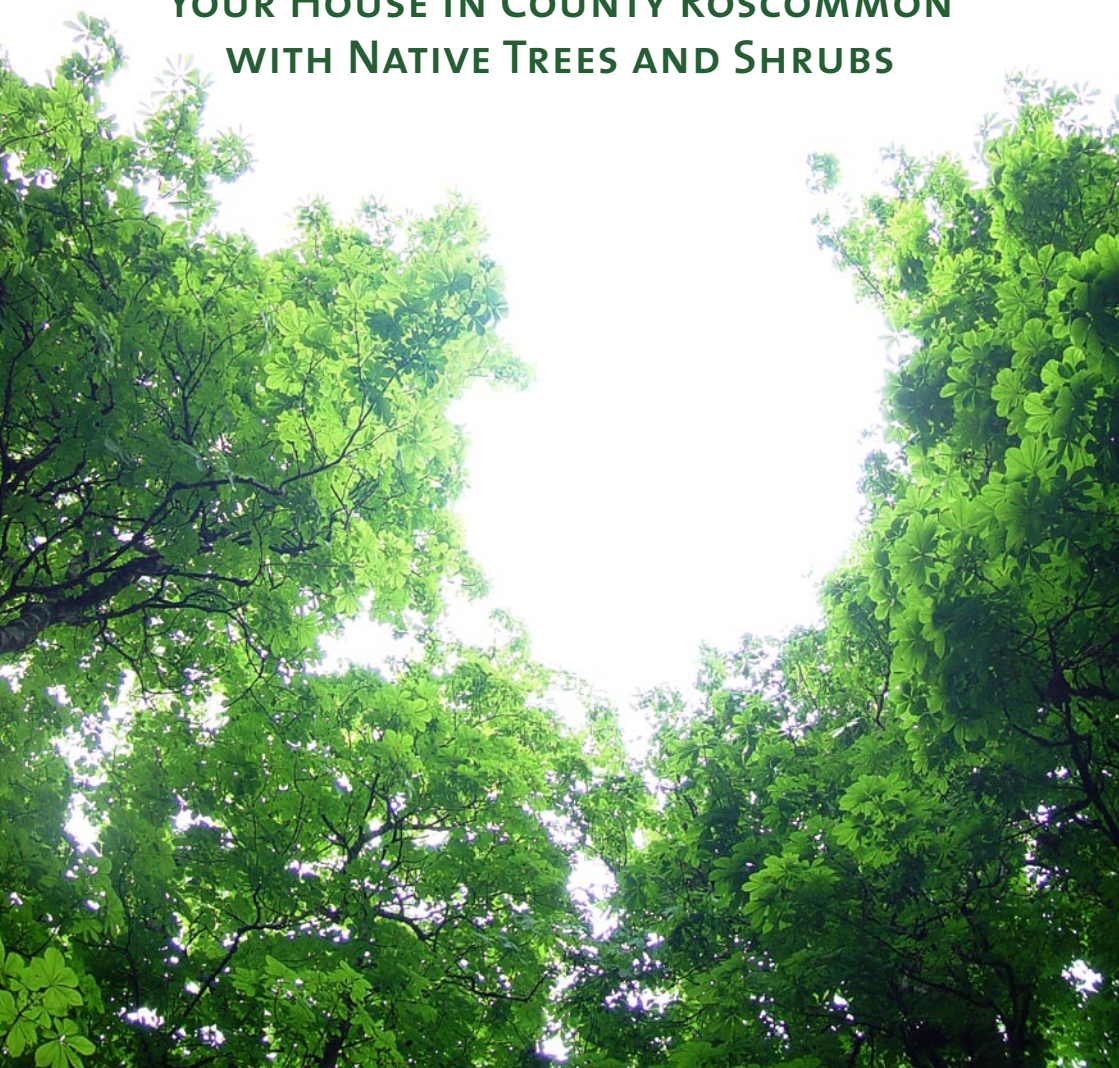


# LANDSCAPING

YOUR HOUSE IN COUNTY ROSCOMMON  
WITH NATIVE TREES AND SHRUBS



[www.roscommoncoco.ie](http://www.roscommoncoco.ie)



County Roscommon  
Heritage Forum



Fóram Oidhreachta  
Chontae Ros Comáin

AN  
CHOMHAIRLE  
OIDHREACHTA



THE  
HERITAGE  
COUNCIL





*Blackthorn Sloe*



*Hawthorn*



*Honeysuckle*

## THE AIMS OF THIS LEAFLET ARE:

- To encourage homeowners and developers to landscape sites with native trees and shrubs, and to retain existing trees, shrubs and hedgerows on new sites.
- To provide information on where native trees and shrubs can be sourced in County Roscommon.

## WHY PLANT TREES AND SHRUBS?

Tree and shrubs help to make gardens more attractive by adding colour, texture and structure. They add a sense of maturity to new developments and can increase property values by anything from 5-20%. Effective planting can screen unattractive views, absorb road noise and provide privacy. It can considerably reduce heating costs by sheltering buildings. Trees and shrubs also help create a wildlife-friendly garden.







## WHY GO NATIVE?

Native species of plant or animal are considered to be those that managed to arrive in Ireland naturally, without the assistance of people. A truly native tree or shrub is one grown from Irish seed and ideally should be planted in the vicinity of where the seed was collected.

Native trees and shrubs are adapted to environmental conditions in Ireland and for that reason grow best here. Many of our native trees and shrubs are highly attractive and make a beautiful addition to gardens and green spaces. They tend to support a wide range of wildlife, as they have been present on the Irish landscape for thousands of years.

Anyone interested in creating a wildlife-friendly garden should consider landscaping with native plants. Those in favour of low-maintenance gardening should also think about planting native and wildlife-friendly gardening because there is less need for weeding, clipping, mowing and spraying.

*Gardens can be a haven for wildlife*





*Retaining existing trees and shrubs adds greatly to the wildlife value of your garden*



*Native trees and shrubs help rural houses blend into the landscape, especially in a rural setting*

## WHY RETAIN EXISTING TREES & HEDGEROWS ON NEW SITES?

Diggers are often sent in to clear a site prior to construction. Natural features such as trees, shrubs and hedgerows are regularly cleared out of the way without any thought of their potential for enhancing the final development. Planning conditions now often require that trees and hedgerows be retained where possible.

By keeping existing trees and hedgerows you will enhance the wildlife value of your site, add a sense of maturity to the development (and probably increase the property value), save money on landscaping, and soften the visual impact of the house on the landscape.

## RURAL HOUSING & THE ROSCOMMON LANDSCAPE

Trees and hedgerows are a prominent feature of the Roscommon countryside. Rural housing that fits into the surrounding landscape will enhance it and not be imposing or obtrusive. Native trees and shrubs help blend new houses into the surrounding landscape, especially in a rural setting. They also have enormous benefits for wildlife in Roscommon and the environment.



*Native landscaping provides great privacy and provides a fantastic habitat for wildlife*







*Species rich roadside hedge*



*Roadside hedge moved and replanted to facilitate development*

## SPECIAL VALUE OF HEDGEROWS

The extensive network of hedgerows in Roscommon is a huge asset for the county. Hedgerows are a haven for wildlife. Townland boundary hedgerows and roadside hedgerows are especially species rich. Hedgerows form wildlife corridors that allow animals, big and small, to move through the landscape, while providing much-needed food and shelter. Hedgerows also provide shelter and screening for housing and road users, and absorb road noise; improve the scenic appearance of the landscape; form excellent boundaries for single and clustered housing; and finally, they are part of our historical and cultural heritage and thus help create a sense of place.

Hedgerows often have to be removed for reasons of road safety for one-off housing. Where possible hedgerows should be retained but where they have to be removed, a new native hedgerow could be planted as the new roadside boundary. It is also possible to move or translocate the existing hedgerow and replant it back the distance required to achieve safe sight lines.



| Common name      | Scientific name           | Suitable for hedges | Site suitability                           |  |
|------------------|---------------------------|---------------------|--|--|
| Alder            | <i>Alnus glutinosa</i>    |                     | ADPS                                       |    |
| Ash              | <i>Fraxinus excelsior</i> |                     | ADIPS                                      |    |
| Aspen            | <i>Populus tremula</i>    |                     | DPSV<br>Not close to buildings or services |    |
| Birch, Downy     | <i>Betula pubescens</i>   |                     | ADIP                                       |    |
| Birch, Silver    | <i>Betula pendula</i>     |                     | AIP  |    |
| Blackthorn/ Sloe | <i>Prunus spinosa</i>     | Yes                 | APV  |    |
| Cherry, Wild     | <i>Prunus avium</i>       | Yes                 | AI   |    |
| Crab Apple       | <i>Malus sylvestris</i>   |                     | AIP  |   |
| Elder            | <i>Sambucus nigra</i>     | Yes                 | AV   |  |
| Elm, Wych        | <i>Ulmus glabra</i>       |                     | PS   |  |
| Gorse, Common    | <i>Ulex europaeus</i>     | Yes                 | V  |  |
| Guelder Rose     | <i>Viburnum opulus</i>    | Yes                 | DIS  |  |

## WHAT TO PLANT?

When deciding what to plant in your garden, look at what is already growing in the surrounding area for inspiration. Native species growing locally are suited to your soil and therefore are suitable species for landscaping your garden.

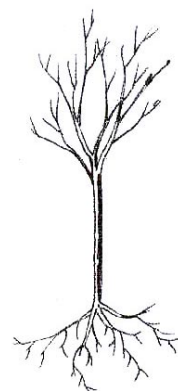
The chart opposite shows the native hedgerow and tree species are recommended for planting in County Roscommon. Plants of local provenance (i.e. grown from seed from plants growing locally) are preferable if available because they will be best adapted to growing in the county.

Trees such as Horse Chestnut, Beech and Lime are large, majestic trees, which though not native obviously can add great amenity value to the landscape and have some wildlife value (although less than native species like Oak).

## WHAT KIND OF NURSERY STOCK TO CHOOSE?

There is a range of sizes and types of planting stock available for trees and shrubs. The right choice for you depends on the scale of planting (i.e. a large area to be planted or a small garden), whether the site is exposed or sheltered, and your budget.

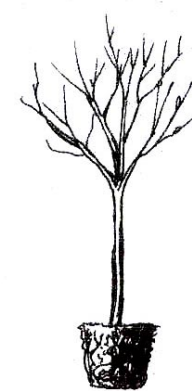
Trees and shrubs can be sourced from a tree nursery, garden centre, or even by mail order. They can be bought as:



*Bare rooted whips in winter*



*Coll grown (plug) trees*



*Pot or container grown*



*Root-balled tree*



| Common name      | Scientific name              | Suitable for hedges | Site suitability          |  |
|------------------|------------------------------|---------------------|---------------------------|--|
| Hawthorn         | <i>Crataegus monogyna</i>    | Yes                 | AIPS                      |    |
| Hazel            | <i>Corylus avellana</i>      | Yes                 | AS                        |    |
| Holly            | <i>Ilex aquifolium</i>       | Yes                 | AIPS                      |    |
| Honeysuckle      | <i>Lonicera periclymenum</i> | Yes                 | AC                        |    |
| Oak, Pedunculate | <i>Quercus robur</i>         |                     | AI<br>Only on large sites |    |
| Oak, Sessile     | <i>Quercus petraea</i>       |                     | AI<br>Only on large sites |    |
| Rowan            | <i>Sorbus aucuparia</i>      |                     | AIP                       |    |
| Scots Pine       | <i>Pinus sylvestris</i> *    |                     | AI                        |   |
| Spindle          | <i>Euonymus europaeus</i>    | Yes                 | S                         |  |
| Willow/Sally     | <i>Salix</i> spp.            | Yes                 | AD                        |  |
| Yew              | <i>Taxus baccata</i>         |                     | AIPS                      |  |

A - Grows in a wide variety of soils  
P - Tolerates smoke or pollution  
D - Tolerates or prefers damp conditions

I - Suitable as an individual tree  
S - Tolerates some shade

C - Climber  
V - Invasive

\* Not strictly speaking native, Scot's pine was present in Ireland until medieval times.  
Adapted from the Heritage Council leaflet 'Conserving and Enhancing Wildlife in Towns and Villages'

## Bare-rooted whips in winter



Bare-rooted whips are generally the cheapest option available and often the best. Bare-rooted trees (i.e. the roots have little or no soil around them when sold) can only be planted in winter (i.e. early December until late March). The best size of young tree for most situations is the 'whip' that is about 45cm to 100cm high. Taller specimens can be considered if planting in sheltered locations. Small trees are particularly suited to exposed sites. Whips don't usually need to be staked but weed control is important for small or young trees until they are well established.

## Cell grown (plug) trees



Plug trees are grown in a cell of compost and usually come in bundles of 15-30 in a plastic tray. They are usually quite small (<50cm). These trees are more expensive than the bare-rooted option but have the advantage of being able to be planted at most times of the year. It is advisable, however, to avoid planting them immediately after the young leaves have fully opened in early summer.

## Pot grown and root-balled trees



As the size of trees increase, they are usually available in pots or 'root-balled'. Larger trees are appropriate if an immediate impact is required. Pot grown and root-balled trees, however, are generally much more expensive than the previous two options. These trees can be planted any time of the year but it is also advisable to avoid planting immediately after the young leaves have opened. Taller trees (>2m in height) will probably need to be staked for 2 to 3 years until they are well established.

## Root-balled trees



Root-balled trees tend to be large trees (often >2.5m) that a tree nursery regularly lifts and root prunes to encourage the development of a network of fibrous roots surrounding a ball of soil.





*A hedge, newly planted using bare rooted whips*

## HOW TO PLANT TREES AND SHRUBS

When planting a tree, dig a hole that is a good bit larger than the root area of the tree. Break up the subsoil at the bottom of the hole with a spade (to encourage the roots to grow down in search of water and anchorage). Spread a layer of well-rotted farmyard manure, garden compost or slow-release fertiliser (available in garden centres) in the base of the hole to help the young trees get off to a good start.

Place the tree (which has been soaking in a bucket of water) in the hole making sure that there is enough room to spread out the roots. Try to ensure that the tree is planted at the same depth as it was when growing in the nursery. This should be a little bit above the highest roots and is marked by a change in the colour of the stem. Fill in the soil over the roots ensuring that no roots or bark are damaged. Firm soil around the roots carefully with your foot and water well after planting to settle the soil around the roots. In an urban situation where the soil may be poor, it may be worth mixing some more mature, compost or fertiliser with the soil used to infill the planting hole.

Alternatively, small bare-root whips can be planted by pushing a spade into the soil, levering it backwards and lifting it out, leaving a slit to hold the roots. Place the roots of the whip in the slit and heal it in by firming the soil around the plant with your foot to seal the hole.

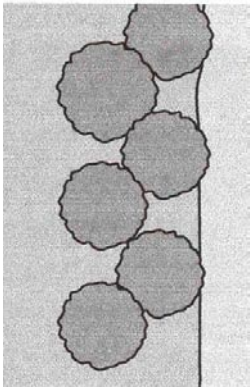




## PLANTING A NATIVE HEDGEROW

Many native species of shrubs and small trees can be used to produce highly attractive, functional and wildlife-friendly hedgerows.

The hedge shrubs found most frequently in Co. Roscommon's native hedgerows are Hawthorn and Blackthorn, while Ash and Willow are the most common hedgerow trees. As these species grow well in the county they should be retained or planted where possible.



When planting a hedgerow, dig the soil to 25cm deep and 50cm wide keeping about one metre away from the fence or wall. If possible spread well-rotted farmyard manure or slow-release fertilizer where the hedge is to be planted. Using bare-rooted trees is the most economical way of planting a hedge. Follow either of the two methods for planting trees described above. The hedging plants should be planted in a double row of staggered plants using approximately four Hawthorn plants/metre. Remember hedges need to be cut! Many hedgerow plants will grow into small trees or large shrubs if not trimmed.

| Type of stock            | Planting time             | Cost  |
|--------------------------|---------------------------|---|
| Bare-rooted trees        | Winter only (Dec.- March) | Generally inexpensive   |
| Cell grown or plug trees | All year                  | Range from relatively inexpensive to very costly depending on the size, condition and species |
| Pot-grown trees          |                           |   |
| Root-balled trees        |                           |   |





## SUPPLIERS OF NATIVE TREES AND SHRUBS

|   |
|---|
| Thomas J. Crummy Landscaping  |
| Cloonloo, Co. Sligo Phone: 071 9663086 Fax: 071 9663269 www.thomasjcrummy.com                   |
| Fuerty Nurseries  |
| Lissaneaville, Fuerty, Co. Roscommon Phone 087 6876117 Email: mickduke@gmail.com                |
| Ardcarne Garden Centre  |
| Ardcarne, Boyle, Co. Roscommon Phone: 071 9667091 Fax: 071 9667341 Email: ardcarne@indigo.ie    |
| Ardcarne Garden Centre  |
| Lanesboro Rd. Roscommon, Co. Roscommon Phone: 090 6627700 Fax: 090 6627702 ardcarne@indigo.ie   |
| Glorious Flowers Nursery,   |
| John & Maureen Meehan, Gloria, Cootehall, Boyle, Co. Roscommon Phone 071 9667376                |
| Kearneys Nursery  |
| Scotch rd., Monroe, Clonmel, Co. Tipperary* Phone: 052 23873 096 6017559**                      |
| Forestry Services Ltd   |
| Dermot Slevin, 15 Garraí Glas, Athenry, Co. Galway Mobile: 086 3839430 Email: dslev@eircom.net  |
| Paul Connaughton  |
| Laragh, Ballintubber, Castlerea, Co. Roscommon Mobile 085 7775886 or 087 6873683                |
| Community Tree Nursery  |
| C/O Eilish Feeley, Mote Park Mobile: 087 2940544  |
| Riversdale Nurseries  |
| John Burke, Knockvicar, Boyle, Co. Roscommon Mobile 086 8170996 Email: jpburke@indigo.ie        |
| Future Forests  |
| Allingear road, Kealkil, Bantry, Co. Cork Phone: (027) 66176 www.futureforests.net              |
| None so Hardy   |
| Shillelagh, Co. Wicklow Phone: (055) 29105  |
| Coillte Nurseries   |
| Ballintemple, Adrattin, Co. Carlow www.coilltenurseries.ie Phone: (059) 9155621                 |
| SAP Nurseries   |
| Garnavilla, Cahir, Co. Tipperary Phone: (052) 42222 www.sapgroup.com                            |
| Irish Water Plants  |
| John Doorly, Doon, Strokestown, Co. Roscommon** Phone: (071) 9633428 irishwaterplant@eircom.net |

\*Specializes in native hedging plants; \*\* Specializes in native aquatic plants





#### Further Reading:

Meyen, S. 2004. *'The ABC of planting trees'*. Crann (5 euro available from Crann)

Fuller, J. 2005. *'The ABC of trees, hedgerows and development'*. Crann. (5 euro available from Crann)

People's Millennium Forests. 2000.  
*'Our Trees: A guide to growing Ireland's native trees in celebration of a new Millennium'*.  
The People's Millennium Forests Project (available from the Tree Council for free)

#### Useful Contacts:

|                         |   |               |
|-------------------------|---|---------------|
| Teagasc                 | Church Rd, Roscommon <a href="http://www.teagasc">www.teagasc</a> | (090) 6626166 |
| Crann                   | <a href="http://www.crann.ie">www.crann.ie</a>                    | (01) 6275075  |
| ENFO                    | <a href="http://www.enfo.ie">www.enfo.ie</a>                      | 1890 200 191  |
| Tree Council of Ireland | <a href="http://www.treecouncil.ie">www.treecouncil.ie</a>        | (01) 2849211  |

Text: Dr. Janice Fuller

Images: Dr. Janice Fuller, Nollaig McKeon & Paul O'Connor

Design: [info@judodesign.com](mailto:info@judodesign.com)

©2007 Roscommon County Council

[www.roscommoncoco.ie](http://www.roscommoncoco.ie)