

History from the Grave

Recording Historic Graveyards



Guide to Recording Memorial Inscriptions

October 2007

An Action of the County Roscommon Heritage Plan 2004-2008



Guide to Recording Memorial Inscriptions

(Adapted from Meath County Council Heritage Office 'Help Guide')

1. Graveyard

Insert name of graveyard as per County Graveyard Survey – Roscommon Heritage Office

2. Denomination

Insert denomination of graveyard as per County Graveyard Survey – Roscommon Heritage Office

3. Memorial Number

Unique Alphanumeric code, this information is supplied on your Survey Form. The code is prefixed with a county reference followed by graveyard reference.



Example:

- Roscommon - **ROS**
- Graveyard: St Coman's C of I- **COM**
- Survey Grid Reference i.e. the approximate location of the memorial on supplied survey grid map - **AE**
- Numeric Counter - **1, 2, 3**
- Memorial Number - **ROS-COM-AE-1**

4. Orientation



5. Number of Components

How many pieces make up the grave marker?

6. Number of Inscribed Faces

How many sides of the marker stone are inscribed? Have a look around the side to see if they are inscriptions.

7. Number of People Commemorated

Total number of people referred to in the inscription

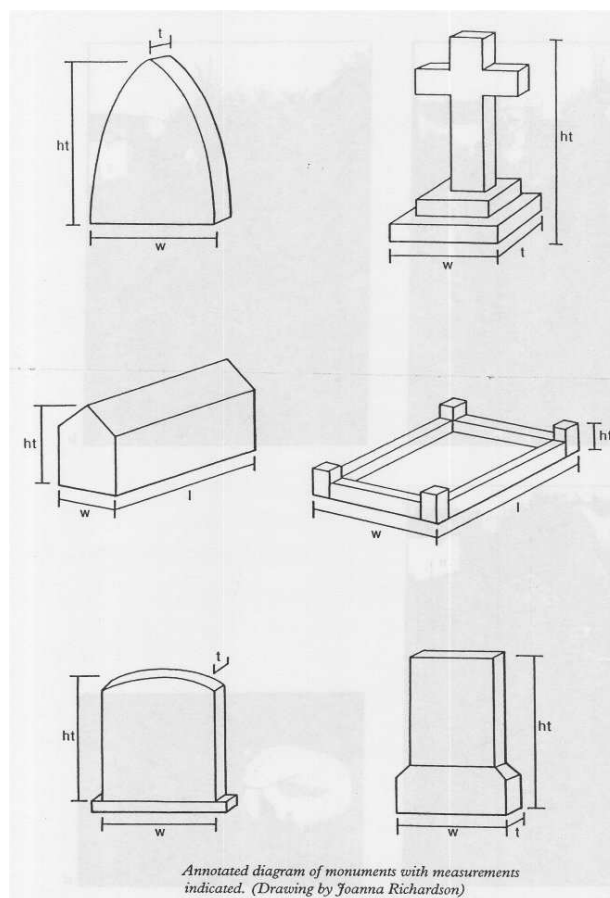
8. Dimensions – Taking Measurements

Please note all measurements are recorded in cm.





Width



Thickness






9. Memorial Material

Granite	
Limestone	
Marble	
Metal	

Also Sandstone and Slate.

10. Condition of Monument

Broken	
Collapsed Leaning	
Overgrown	
Sound, displaced	

Sound, in place	
Sunken	

11. Condition of Inscription

Select one of the following terms:

Clear
Illegible/destroyed
Mainly decipherable
Mint
Never inscribed
Traces
Unknown

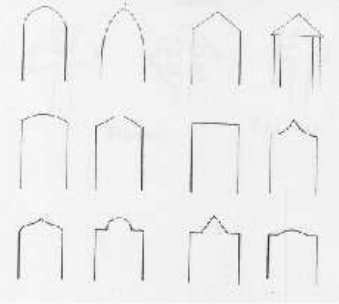

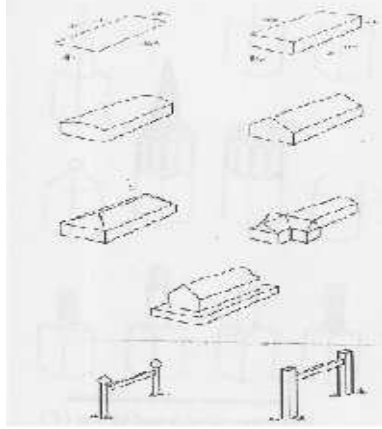

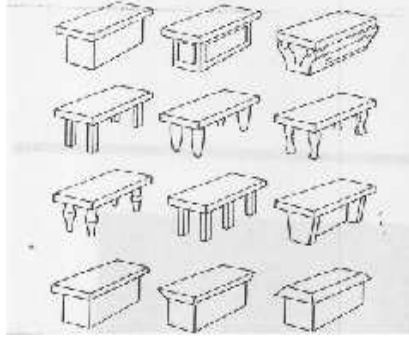

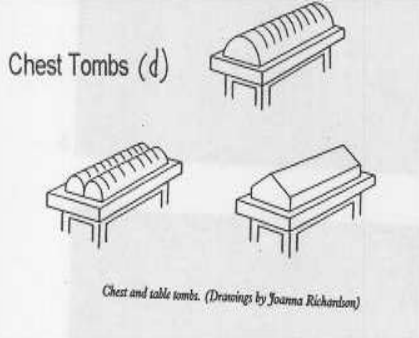

12. Monumental Sculptor / Stonemason / Undertaker

Include Name, if given

13. Name of the Recorder

Please provide your own Name and date in the space provided.

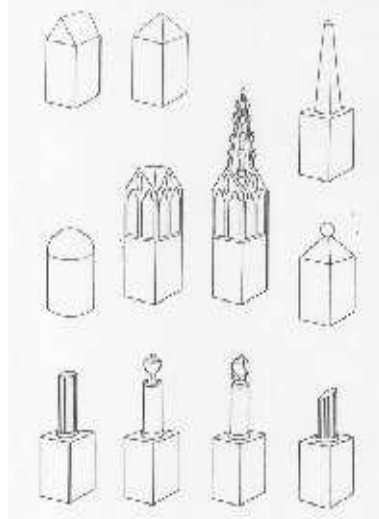
14. Type of Grave Marker

Headstone	 
Ledge/ Slab	 
Table Tomb	 
Chest Tomb	 <p>Chest Tombs (d)</p> <p><i>Chest and table tombs. (Drawings by Joanna Richardson)</i></p> 

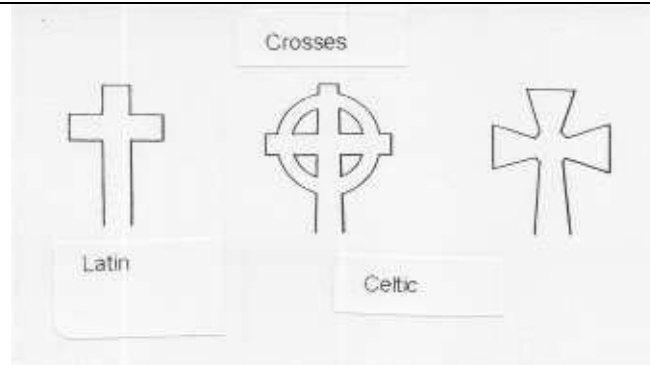
Mausoleum



Pedestal Tomb





- Cross
- Latin Cross
- Celtic Cross




Celtic Cross



14. Memorial Surround

Kerb		
Railing		
Kerb and Railing		

15. Inscription Techniques

Incised	
Incised and Painted	
Inlaid	
Relief	

16. Stone Top

Flat	
Round	
Cruciform	

17. Photo Reference

Include a photo reference so that the photo can be linked to the information recorded

18. Location Map/ Survey Grid

Please mark the following features on the map if applicable,

- o Memorial Location
- o Marker Stone
- o Entrance Gate/ Turn Sty
- o Path
- o Tree Location

Use the available features on the location map such as church perimeters, boundary areas, path locations etc to orientate yourself where possible.

19. Rubbing

Record and reference any rubbings taken

20. Inscription

Write the inscription line by line exactly as it appears on the headstone.


If some section is illegible leave a blank space.





Upper and lower case lettering and all abbreviations should both be used **exactly** as on the stone.



21. Symbols and Ornaments










Record the type of symbol and ornaments (decorative design on the headstone) present. Take a rubbing if the symbol is unusual or a close up photograph.








Examples of some decorations and symbols are given below:

Anchor	 Anchor
Blacksmith	
Book Open	
Carpenters Tools	










<p>Chalice</p>	
<p>Celtic Cross</p>	
<p>Cherub with body</p>	
<p>Cherub with trumpet</p>	







<p data-bbox="225 1400 518 1462">Cherubs Head & Wings only</p>	
<p data-bbox="225 1792 367 1823">Chevrons</p>	











<p>Christ with Sacred Heart</p>	 
<p>Circles</p>	 
<p>Coffin</p>	
<p>Cross</p>	 
<p>Crossbones</p>	
<p>Crucifixion</p>	






Dove	
Flower	 
Foliage	 
Foliage Scrolls	
Grapes	

<p>Hand</p>	<div data-bbox="544 383 783 573" data-label="Image"> </div> <div data-bbox="826 190 1227 573" data-label="Image"> </div>
<p>Head of Christ with Thorns</p>	<div data-bbox="544 607 821 808" data-label="Image"> </div>
<p>Heart</p>	<div data-bbox="544 842 935 1133" data-label="Image"> </div>
<p>Hour Glass</p>	<div data-bbox="557 1133 863 1435" data-label="Image"> </div> <div data-bbox="898 1140 1259 1435" data-label="Image"> </div>
<p>I H S The Sacred Monogram</p>	<div data-bbox="544 1507 871 2022" data-label="Image"> </div> <div data-bbox="1054 1469 1278 1776" data-label="Image"> </div>

<p>I H S in Sunburst</p>	 
<p>I H S with Cross</p>	  
<p>INRI</p>	
<p>Ivy</p>	 
<p>Lamb</p>	

<p>Lozenges</p>	 
<p>Marigold</p>	
<p>Moon</p>	
<p>Palm</p>	 <p>Palms</p>
<p>Ploughman</p>	

Rose	
Rosette	
Sacred Heart	 
Sacred Heart in Sunburst	
Shamrock	 
Skull & Crossbones	 
Stars	

Sun	
Sunburst	
Symbols of the Passion	
Tailor / Gardener	
Triskeles	

Urn



