

## Introduction

This education pack has been designed to enhance the visitors experience and knowledge of the history and features of Roscommon Castle.

## Aims and Objectives

### Aims:


1. To acquire an awareness of the historic built environment.
2. To gain an appreciation and interest in history and architecture.
3. To raise pride and awareness of the history and development of the county.



### Objectives:




1. Promotion of the use of local facilities (Loughnaneane Park) as an educational resource.
2. Utilisation of a range of resources and activities that will encourage students to observe and examine the castle at first hand.
3. Endorsement of student's positive attitudes and behaviours towards the historic built environment while they carry out their activities in the park.


## Explore Roscommon Castle

### Stop 1 - Outside the Castle

1	Have you ever visited any other parks in -	<p>(A) County?</p> <p>(B) Province?</p> <p>(C) Country?</p> <p>(D) Abroad?</p>
2	Have you ever visited any other large house or castle in -	<p>(E) County?</p> <p>(F) Province?</p> <p>(G) Country?</p> <p>(H) Abroad?</p>
3	<p>Can you find an Arrow Loop?</p> 	<p>Point out one loop as an example. This one is on the South-West Angle Tower.</p>


4	How many more can you find out here, before you go inside the castle?	There are 2 more this South-West Angle Tower.
5	Describe how the arrow loops were used.	They were used by soldiers to shoot at people attacking the castle.
6	Is this the main (front) gatehouse or the postern (rear) gatehouse? Why do you think so?  	Postern (Rear) Gatehouse. It's smaller than the other gatehouse.
7	Is this the main (front) gatehouse or the postern (rear) gatehouse? Why do you think so?  	Main (front) Gatehouse. It's bigger than the other gatehouse. It looks more impressive.

8	<p>Can you spot the water chute? What is it for?</p> 	<p>This one is on the Postern (Rear) Gatehouse. There is another one opposite it, on the South-West Tower. They allow rainwater to escape from the roof of the castle and the spout pours the rain away from the walls, helping to keep the walls dry and stop them getting damp.</p>
9	<p>Can you find any gun loops? If so, where?</p> 	<p>On the outside of the North-West Tower.</p>
10	<p>What is the difference between a gun loop and an arrow loop?</p>	<p>A Gun Loop was for shooting guns, while an Arrow Loop was for shooting with a bow and arrow. Gun Loops were built into the castle when guns replaced arrows in battles.</p>
11	<p>In which tower can you see the garderobe?</p> 	<p>It is outside the North-West Tower.</p>

12	What is the function of the garderobe?	It is a toilet. It had openings inside the castle on each floor. You sat over the opening. The waste went down the chute and outside through the opening into the moat.
13	There is another garderobe nearby, can you find it?	It is just outside the Postern Gatehouse, opposite the other garderobe.
14	Can you find the Murder Hole? Which gatehouse is it in? 	It is in the ceiling of the entrance through the Postern (Rear) gatehouse.
15	Who used it and how was it used?	It was used by soldiers to shoot arrows or drop hot oil on enemies who may have been trying to attach the castle and get inside the castle.
16	List 3 ways that the castle is protected.	High Walls, Towers, Arrow Loops, Gun Loops, Cruciform Loops, Moat.
17	Would the moat have been empty or full of water?	Full of Water.


18	Where did the water used in the moat come from?	From Loughnaneane lake and from rain.
19	Was it a good idea to build the castle next to the lake? Why?	It was good for defence purposes.
20	The moat was filled in during the 16 <sup>th</sup> century. Why do you think that was?	Sir Nicholas Malby created gardens and a fish pond where the moat was. He could do this because the castle was not under attack as much.

## Stop 2 - The South-West Tower

21	<p>Where in the castle can you find this staircase?</p> 	In the South-West Tower.
22	How many other gates of the same colour are there in the castle?	6


23	What do you think this staircase leads to?	Bedrooms, Living areas, the Roof where soldiers were on look out.
----	--	---

### Stop 3 - The South-East Tower



24	<p>Can you spot the embrasure behind this Cruciform Loop? Draw a loop from the inside of the castle showing the embrasure.</p> 	<p>This embrasure has a Cruciform Loop. There is another embrasure to be seen at the Cruciform Loop in the Main Gatehouse. You can also see an embrasure behind the arrow loop in the South-West Tower.</p>
----	--	---




## Stop 4 - The Main Gatehouse

25	What was the function of the main gatehouse?	To let people into and out of the castle.
26	Why do you think that the Lord lived in the main gatehouse and not in the corner towers?	It was safer and had more comfortable living space. The towers are more for defending the castle.
27	<p>This is called a transom-and-mullioned window.</p> <p>A: Which part is the transom?</p> <p>B: Which part is the mullion?</p> 	<p>Transom - Horizontal bar between the panes of glass.</p> <p>Mullion - Vertical bar between the panes of glass.</p>
28	What are the advantages and disadvantages of this type of window?	<p>Advantage - they let in a lot of light.</p> <p>Disadvantage - it's easier for enemies to shoot in through them.</p>



29	<p>Can you find the cruciform loop?</p> 	<p>It is in the Main Gatehouse.</p>
30	<p>Describe how the loops were used.</p>	<p>Like Arrow Loops, these were used to shoot out at enemies trying to attack the castle, however these loops are shaped like a cross.</p>
31	<p>There are many fireplaces in the castle. Can you describe where one of them is?</p>	<p>Example: There are 2 fireplaces to the left of the entrance in the main gatehouse, one on top of another on different levels. All towers have fireplaces.</p>
32	<p>Some fireplaces are high up in the walls. Why is this?</p>	<p>This shows that there were other floors in the castle, which were heated, such as bedrooms.</p>
33	<p>Can you find the fireplace in the main gatehouse?</p> 	<p>It is positioned to the right of the main entrance. This was most likely to have been used by servants or cooks.</p>

34	<p>Can you spot the punch dressing (design) on the fireplace? Take a rubbing of the punch dressing.</p> 	<p>Crayons work best for this exercise.</p>
----	---	---

### Stop 5 - From the Castle back into Town

35	<p>Where do you think the avenue that once linked the castle to the town might have been?</p>	<p>The closest you will get to this now is the entrance to the park that brings you out at the side of the Stonecourt Centre in the town square.</p>
36	<p>What other building in the town is as old as the castle?</p>	<p>Roscommon Abbey</p>

## Evaluation Sheet

Date of Visit to Loughnaneane Park: \_\_\_\_\_

School: \_\_\_\_\_

Class(es): \_\_\_\_\_ Number in the Group: \_\_\_\_\_

Please tick the topic areas that your group participated in:

Trees: ☐ Plants: ☐ Pond Life: ☐

Minibeasts: ☐ Turloughs: ☐ Bird Life: ☐

Roscommon Castle Junior Level: ☐ Roscommon Castle Senior Level: ☐

What was the most useful part of the pack for your group? \_\_\_\_\_

\_\_\_\_\_

Which part of the pack was the least useful for your group? \_\_\_\_\_

\_\_\_\_\_

Please score the following out of 10

[e.g. 0 = very poor, 5 = good, 10 = excellent]

Pack design and layout: \_\_\_\_\_

Suitability of the information sheets: \_\_\_\_\_

Suitability of suggested activities: \_\_\_\_\_

Ease of use of Instructions: \_\_\_\_\_

Please make any comments or suggestions that may be used to improve the standard of this education resource: \_\_\_\_\_

\_\_\_\_\_

\_\_\_\_\_

PLEASE RETURN COMPLETED EVALUATION FORM TO: HERITAGE OFFICE, ROSCOMMON COUNTY COUNCIL, COURTHOUSE, ROSCOMMON. EMAIL: [heritage@roscommoncoco.ie](mailto:heritage@roscommoncoco.ie) FAX 090 6637108