

Introduction

This education pack has been designed to enhance the visitors experience and knowledge of the history and features of Roscommon Castle.

Aims and Objectives

Aims:


1. To acquire an awareness of the historic built environment.
2. To gain an appreciation and interest in history and architecture.
3. To raise pride and awareness of the history and development of the county.



Objectives:

1. Promotion of the use of local facilities (Loughnaneane Park) as an educational resource.
2. Utilisation of a range of resources and activities that will encourage students to observe and examine the castle at first hand.
3. Endorsement of student's positive attitudes and behaviours towards the historic built environment while they carry out their activities in the park.


Explore Roscommon Castle

Stop 1 - Outside the Castle



1	List 3 ways the castle is different to your own house?	Sample - High Walls, Towers, Arrow Loops, Gun Loops, Big Fireplaces, Different Toilets, Big Stone Windows.
2	Can you find an Arrow Loop? 	Point out one loop as an example. This one is on the South-West Angle Tower.
3	How many more can you find out here, before you go inside the castle?	There are 2 more this South-West Angle Tower.
4	Describe how the arrow loops were used.	They were used by soldiers to shoot at people attacking the castle.


5	<p>Can you find any gun loops? If so, where?</p> 	<p>On the outside of the North-West Tower.</p>
6	<p>In which tower can you see the garderobe?</p> 	<p>It is outside the North-West Tower.</p>
7	<p>What is a garderobe?</p>	<p>It is a toilet. It had openings inside the castle on each floor. You sat over the opening. The waste went down the chute and outside through the opening into the moat.</p>
8	<p>There is another garderobe nearby, can you find it?</p>	<p>It is just outside the Postern Gatehouse, opposite the other garderobe.</p>

Stop 2 - The South-West Tower

9	<p>Where in the castle can you find this staircase?</p> 	<p>In the South-West Tower.</p>
10	<p>What colour is the gate on these stairs?</p>	<p>Black</p>
11	<p>How many other gates of the same colour are there in the castle?</p>	<p>6</p>
12	<p>Draw an example of another gate that you found in the castle.</p>	

Stop 3 - The Main Gatehouse

13	<p>Can you spot this window? What shape is it? What shape are the panes?</p> 	<p>The window is a rectangle. The top panes are square. The bottom panes are rectangular.</p>
14	<p>Can you spot any more shapes in the other windows?</p>	
15	<p>There are many fireplaces in the castle. Can you describe where one of them is?</p>	<p>Example: There are 2 fireplaces to the left of the entrance in the main gatehouse, one on top of another on different levels. All towers have fireplaces.</p>
16	<p>Can you find the fireplace in the main gatehouse?</p> 	<p>It is positioned to the right of the main entrance. This was most likely to have been used by servants or cooks.</p>

17	<p>Can you spot the punch dressing (design) on the fireplace? Take a rubbing of the punch dressing.</p> 	<p>Crayons work best for this exercise.</p>
----	---	---

Stop 4 - The North-East Tower

18	How many windows can you find in the North-East Tower?	12
19	Do you think the windows would have had curtains on them?	

Evaluation Sheet

Date of Visit to Loughnaneane Park: _____

School: _____

Class(es): _____ Number in the Group: _____

Please tick the topic areas that your group participated in:

Trees: ☐ Plants: ☐ Pond Life: ☐

Minibeasts: ☐ Turloughs: ☐ Bird Life: ☐

Roscommon Castle Junior Level: ☐ Roscommon Castle Senior Level: ☐

What was the most useful part of the pack for your group? _____

Which part of the pack was the least useful for your group? _____

Please score the following out of 10

[e.g. 0 = very poor, 5 = good, 10 = excellent]

Pack design and layout: _____

Suitability of the information sheets: _____

Suitability of suggested activities: _____

Ease of use of Instructions: _____

Please make any comments or suggestions that may be used to improve the standard of this education resource: _____

PLEASE RETURN COMPLETED EVALUATION FORM TO: HERITAGE OFFICE, ROSCOMMON COUNTY COUNCIL, COURTHOUSE, ROSCOMMON. EMAIL: heritage@roscommoncoco.ie. FAX 090 6637108